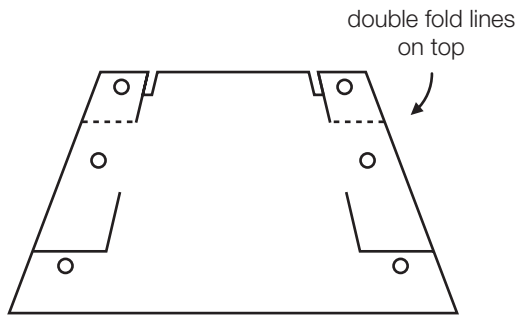
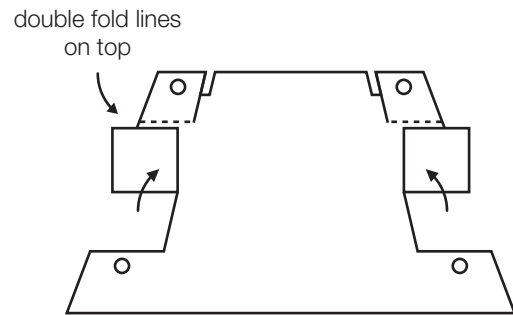


Instructions on how to fold an archive box



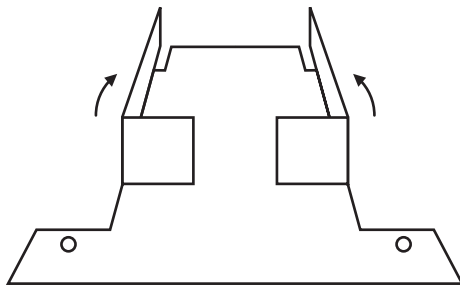
1

Lay box flat with score lines for folds facing upwards.
Box lid is furthest away.



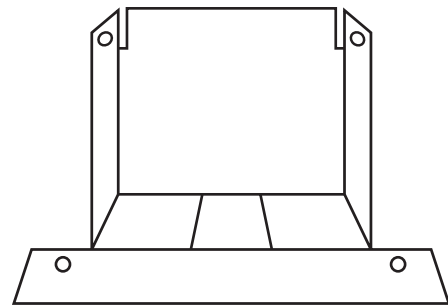
2

Fold centre flaps upwards.



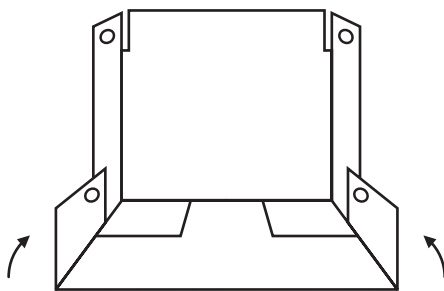
3

Fold sides in.



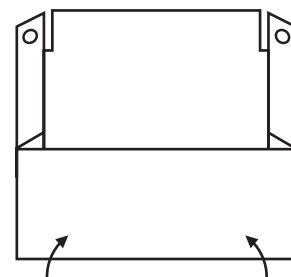
4

Fold base at the back and stand box upright.



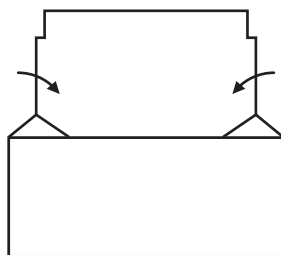
5

Fold two remaining side flaps.



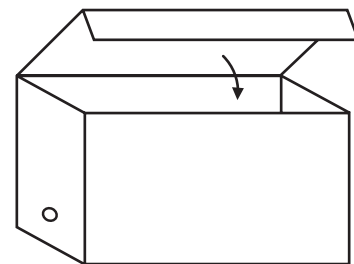
6

Push front edge up, tucking side flaps in
and lining up finger holes.



7

Fold in side flap internal supports,
inserting tabs into slots in the base.



8

Fold down lid and tuck in flap.

Please note: no tape or adhesive is required to assemble box